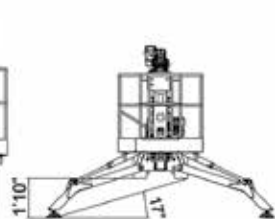
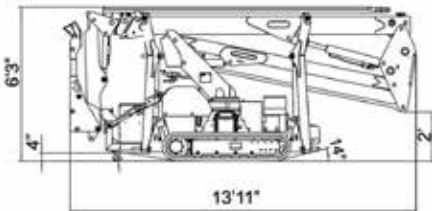
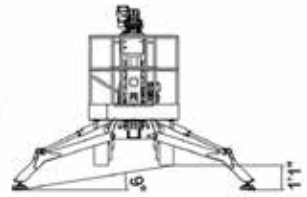
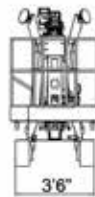
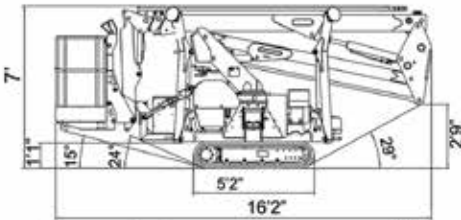
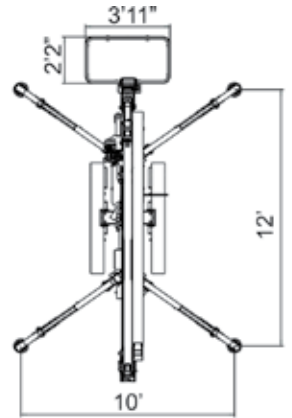
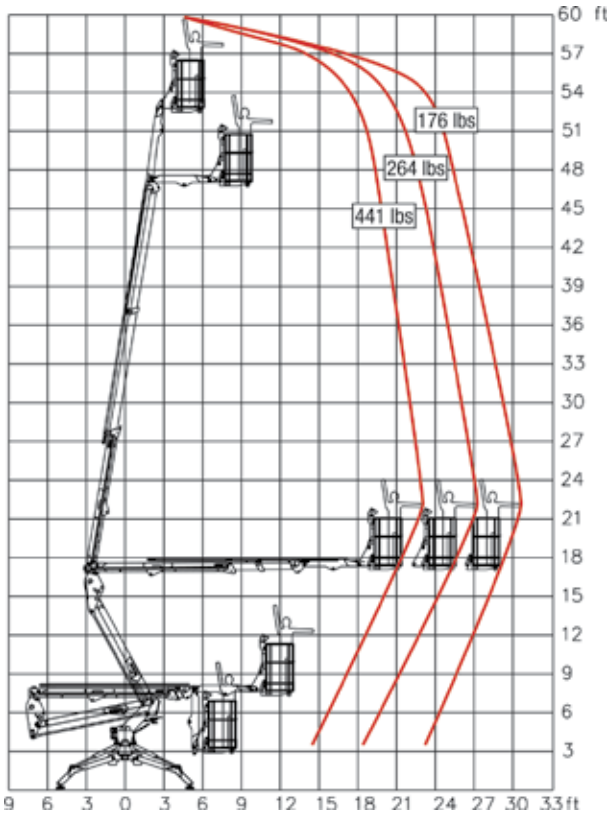


TRACKED LIFTS 18.90



DATA DIMENSIONS AND FEATURES ARE INDICATIVE AND NOT BINDING.

TECHNICAL DATA 18.90

Max Working height, ft	60'
Height to Basket Floor	52'5"
Side Reach at 176 lbs	30'10"
Side Reach at 264 lbs	27'1"
Side Reach at 441 lbs	22'9"
Turret Rotation	360°
Basket Dimensions *detachable	3'11" x 2'2" x 3'7"
Length (Transport)	16'2"
Length (without Basket)	13'11"
Width (Min/Max)	2'7"/3'6"
Height Stowed (Min/Max)	6'3"/7'
Outrigger Spread	12' x 10'
Driving Speed	1.25 MPH
Gradeability (Uphill)	27°
Gradeability (Sideslope)	14°
Deployment Slope	17°
Max Capacity	441 lbs
Gasoline Engine (Honda)	13 HP
Total Weight of the Machine	5,290 lbs

STANDARD FEATURES

Live Hydraulic, Fully Proportional, Hydraulic System with Levers in Basket and at Turret Base

Electro-Mechanical Safety and Ground Pressure Monitoring System

Automatic Side Reach Limiting

Stabilizers/Booms Interblock (Outriggers Disabled once Boom In Operation)

Articulated Boom with Fly Jib for Greater Versatility

Black Rubber Tracks

Variable-Width Undercarriage

Lock Valves on all the Actuators

13 HP Honda Gasoline engine

110V Indoor Use, Pollution FREE Hydraulic System

110V Outlet in the Basket

Emergency Hand Pump

Hour Meter

2-man Basket (Easily Removable)

Removable Outrigger Pads

Heavy Duty Shield Package

Air-Water Outlet in the Basket

OPTIONS (may increase machine weight)

Basket Rotation $\pm 80^\circ$

1-man Basket (31" wide)

Emergency 12V Hydraulic System

Kubota Diesel

Kubota Diesel +24V Battery Hybrid

Increased Size of Foot Plates (13.75" Diameter)

DUAL ELECTRIC BI-POWER 24V BATTERY + 110V FOR DEDICATED INDOOR USE

Drive and Stabilization Radio Remote Control

Lithium Ion Battery Pack

2 Speed Drive Motors

White Rubber Non-Marking Tracks

Custom Colors

**Model 18.75 also available: same specs as 18.90 except 4400lb total weight and 27' side reach.*